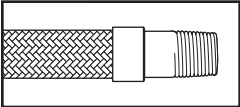
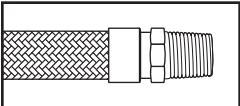
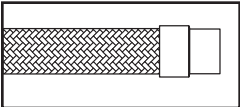
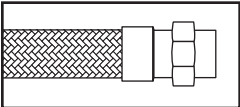
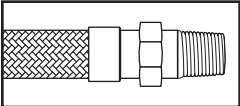
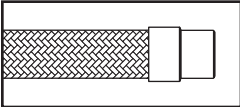
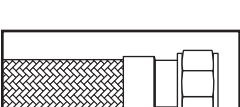
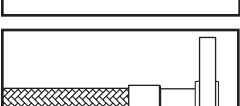
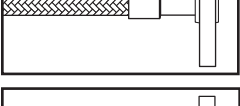
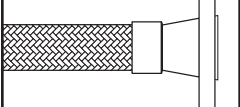
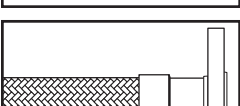


FITTINGS

Many different fitting designs may be attached to the hose assembly. Selection of the proper material for the end fittings must be considered. Fitting materials such as carbon steel, malleable iron, stainless steel, bronze or brass may or may not be the same as the hose assembly material. Correct attachment of the fittings is essential to the integrity of the assembly. Contact OmegaFlex if the attachment of dissimilar metals is required.

| Fitting | Description |
|---|--|
|  | Male Pipe (Solid) Pipe thread — Sch 40 Std Weight Sch 80 Heavy Weight |
|  | Hex Male Pipe (Solid) Pipe thread — with integral or attached hex |
|  | Female Pipe (Solid) Female pipe thread — also may be supplied with hex |
|  | Female Union Female pipe thread with ground joint union as specified |
|  | Male Union Male pipe thread with ground joint union as specified |
|  | Weld-Plain Pipe End (Solid) Pipe tube end specified by Sch 40 or Heavy Weight Sch 80 |
|  | Tube End (Solid) Plain tube end specified by O.D. and wall thickness |
|  | Tube with Fittings (Swivel) Tube flared with sleeve and nut for female JIC/SAE swivel fitting, as specified. Overall length is normally measured seat to seat. |
|  | Flange (Fixed) a) Forged steel — per ASTM specification from 125 lb. to 600 lb. b) Plate steel — where permissible cut and drilled to 150 lb. or 300 lb. dimensions |
|  | Flange-Weldneck (Fixed) Forged steel — per ASTM specification from 125 lb. to 600 lb. |
|  | Flange-Lap Joint (Floating) a) Lap joint forges flange per ASTM specification from 125 lb. to 600 lb., must be used with MSS/ANSI "A" forged stub end Std or Extra Heavy b) Slip-on or plate flange for lighter weight schedule 10 stub ends |